




Features

- Integrated heat sink for superior longevity
- Excellent color rendering (92+ CRI)
- 3000K or 4000K color temperatures
- Lumen output ranging from 650-700Lm
- Remote driver/hardwire junction box
- Spring loaded mounting clips for easy installation
- Rough-in plate available for new construction
- Type IC and cETLus Listed for wet locations
- 50,000 hours rated life
- ENERGY STAR pending

Available Finishes



White Alzak

Dimming Options

- TRIAC (10-100% - 120V)
- CL (10-100% - 120V)
- ELV (10-100% - 120V)
- 0-10V (120-277V)

Listing / Ratings



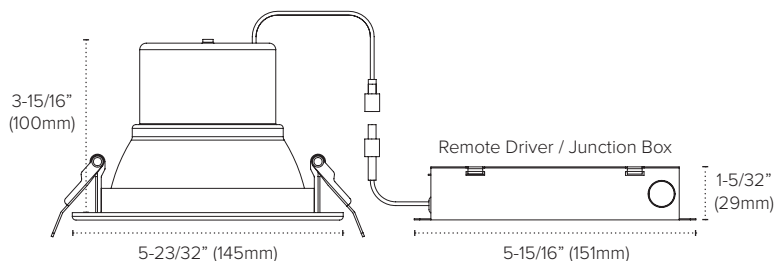
EPIQ MAG 4 Downlight

Deep regression and a 40° shield angle provide high visual comfort. Available in White (120V AC) or Alzak (120-277V AC) multipliers. The remote driver/hardwire box features tool-free access and 1/2" knockouts. Also included are steel spring clips and a convenient cut-out template. EPIQ Mag 4 is suitable for retrofit, remodel or new construction in wet locations and/or in direct contact with insulation. Rough-in plate is available (sold separately) for new construction use.

Technical Information

Series	EM4
Input Voltage	120V AC, 60Hz (WH) / 120-277V AC (AZ)
CCT	3000K / 4000K
CRI	92+
Wattage	9W / 8.5W
Lumens	650Lm / 700Lm
Beam Angle	40° / 37°
Dimmable	10-100%* (120V) / 0-10V (120-277V)
Mounting	Recessed mount (5" Cut-out Dia.)
Rating	cETLus Listed; Type IC; Suitable for wet locations
Rated Life	50,000 hrs

*Minimum loads may apply



EPIQ MAG 4 Downlight




White Multiplier
EM4-30-WH
120V AC / 3000K / 650Lm



Alzak Multiplier
EM4-40-AZ
120-277V AC / 4000K / 700Lm

EPIQ MAG 4 Accessories



4" Rough-in Plate
RP-EM4

TRULUX LIGHTING SYSTEMS

TASK LIGHTING

EPIQ MAG 4
DOWNLIGHTING

LINEAR LIGHTING

ARCHITECTURAL LIGHTING

POWER SUPPLIES