




## Features

- Durable and glare-free frosted polycarbonate lens
- Easy installation with spring loaded torsion clips
- Includes standard E26 socket connection (CD56 includes GU-24 connection)
- cETLus Listed and ENERGY STAR Certified
- AD56 Retrofit: Adjustable spring loaded torsion clips fit most 5" or 6" Type IC rated cans (requires 3-5/16" clearance) with E26 sockets
- CD56 Retrofit: Adjustable spring loaded torsion clips fit most 5" or 6" Type IC rated cans (requires 3-5/16" clearance) with GU-24 sockets
- AD6S Retrofit: Spring loaded torsion clips fit most 6" Type IC rated cans (requires 2-7/8" clearance) with E26 sockets

## Available Finishes



White Dark Bronze

## Dimming Options

- ELV (10-100%)
- CL (10-100%)
- TRIAC (10-100%)

## Listing / Ratings

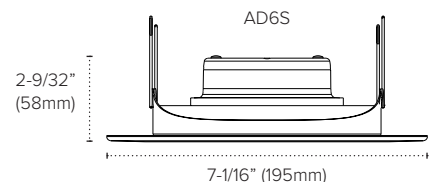
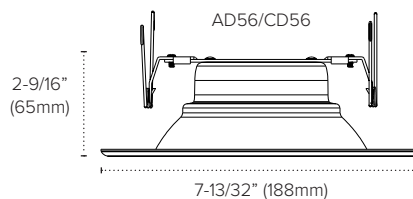


## LED Advantage 5/6"

Versatile, dimmable, and affordable LED Advantage recessed downlights are available in white with either a static lens or a swivel (gimbal) version.

## Technical Information

Series	CD56 / AD56 / AD6S
Input Voltage	120V AC, 60Hz
CCT	3000K
CRI	90+
Wattage	See individual product
Lumens	800-930Lm
Beam Angle	87° / 86° / 90°
Dimmable	10-100%
Mounting	Recessed mount to existing can
Rating	cETLus Listed (AD56 & CD56 wet location, AD6S damp location)
Rated Life	50,000 hrs



## LED Advantage 5/6" Downlight

---



AD56 - White Multiplier  
**AD56-27-WH** (2700K / 15.2W / 925Lm / E26)  
**AD56-30-WH** (3000K / 15W / 900Lm / E26)



AD56 - Dark Bronze Multiplier  
**AD56-30-DB** (3000K / 15W / 900Lm / E26)



AD56 - White Baffle  
**AD56-B30-WH** (3000K / 15.05W / 930Lm / E26)



AD56 - Dark Bronze Baffle  
**AD56-B30-DB** (3000K / 15.05W / 903Lm / E26)



CD56 - White  
**CD56-30-WH** (15W / 900Lm / GU-24 connection)



## LED Advantage 6" Swivel Downlight

---



AD6S Swivel - White Baffle  
**AD6S-27-WH** (3000K / 15.07W / 905Lm)  
**AD6S-30-WH** (3000K / 12W / 800Lm)