

# TRULUX™ Tunable CCT Controllers

For color temperature control at the turn of a dial, use our Trulux Tunable CCT controllers for fast and accurate adjustments from 2700K to 6000K. Transform the look and feel of a room with this dynamic, customizable system. (Trulux Tunable CCT controller and receiver required for operation)



**TWRP-BATT**

**Tunable Push Dial Wall Control**  
(Single Zone)

- Push dial On/Off control dimmer
- Double push dial for color temperature selection (2700K-6000K)
- Glass faceplate with satin nickel dial
- Wireless installation - No power wire
- Pair multiple receivers to a single control
- RF signal (up to 65 feet)
- Battery powered (CR2032)
- Requires Trulux receiver for install



**TWRP-4Z**

**Tunable Touch Slide Wall Control**  
(4 Zones / 2 Scenes)

- Touch On/Off control
- Touch slide control provides full range dimming and temperature selection (2700K-6000K)
- Glass faceplate with back-lit buttons
- 2 programmable scenes
- 4 dedicated zone selection
- Pair multiple receivers to a single control
- RF signal (up to 65 feet)
- Requires 12V-24V DC input power wire and Trulux receiver for install



**TWRP-3AAA**

**Tunable CCT Remote**  
(4 Zones / 3 Scenes)

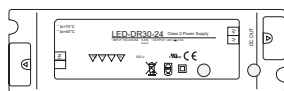
- Ultra sensitive color adjustment wheel for 2700K-6000K selection
- 3 programmable scenes
- 4 dedicated zone selection
- 4 preset intensity settings
- Includes convenient wall caddy
- Pair multiple receivers to a single control
- RF signal (up to 65 feet)
- Battery powered (3 x AAA)
- Requires Trulux receiver for install



## Trulux Tunable CCT Set-up



Push Dial Controller  
(Single zone)



LED-DR 24V / 12V Driver  
(30W, 60W, 100W, 150W)



Trulux RF Receiver  
(Required)



Trulux Tape Light

# TRULUX™ Tunable CCT Accessories

Building a Trulux system is easy! Our Trulux Tunable CCT controllers feature wireless technology that makes installation a breeze. All that's required is a 120V power source to a 12V power supply which is then fed to a Trulux receiver. Wire your tape to the receiver, sync the receiver to the controller, and you're all set.

## TUNABLE SINGLE ZONE



**Tunable Push Dial**  
Wireless RF Wall Controller

**TWRF-BATT**



- LED-DR 24V Drivers  
**LED-DR30-24** (30W)  
**LED-DR60-24** (60W)  
**LED-DR100-24** (100W)  
**LED-DR150-24** (150W)

- LED-DR 12V Drivers  
**LED-DR30-12** (30W)  
**LED-DR60-12** (60W)  
**LED-DR100-12** (100W)  
**LED-DR150-12** (150W)



**Trulux RF Receiver**  
(Required per zone)  
**REC-5A-2Z**

## TUNABLE 4 ZONE



**4 Zone Touch Slide**  
RF Wall Controller

**TWRF-4Z**



- LED-DR 24V Drivers  
**LED-DR30-24** (30W)  
**LED-DR60-24** (60W)  
**LED-DR100-24** (100W)  
**LED-DR150-24** (150W)

- LED-DR 12V Drivers  
**LED-DR30-12** (30W)  
**LED-DR60-12** (60W)  
**LED-DR100-12** (100W)  
**LED-DR150-12** (150W)



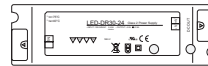
**Trulux RF Receiver**  
(Required per zone)  
**REC-5A-4Z**

## TUNABLE 4 ZONE



**Tunable Remote**  
RF Remote Control

**TWRF-3AAA**



- LED-DR 24V Drivers  
**LED-DR30-24** (30W)  
**LED-DR60-24** (60W)  
**LED-DR100-24** (100W)  
**LED-DR150-24** (150W)

- LED-DR 12V Drivers  
**LED-DR30-12** (30W)  
**LED-DR60-12** (60W)  
**LED-DR100-12** (100W)  
**LED-DR150-12** (150W)

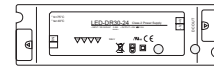


**Trulux RF Receiver**  
(Required per zone)  
**REC-5A-4Z**

## TRULUX APP MULTI ZONE



**Trulux Mobile App**  
Mobile Phone / Tablet  
(Control up to 8 rooms/zones)



- LED-DR 24V Drivers  
**LED-DR30-24** (30W)  
**LED-DR60-24** (60W)  
**LED-DR100-24** (100W)  
**LED-DR150-24** (150W)

- LED-DR 12V Drivers  
**LED-DR30-12** (30W)  
**LED-DR60-12** (60W)  
**LED-DR100-12** (100W)  
**LED-DR150-12** (150W)



**Trulux TruHub**  
Wifi to RF Wireless Router  
(Required for 2 - 8 zone installations)  
**WIFI-RF-8**



**Trulux RF Receiver**  
(Required per zone)  
**REC-5A-4Z**

For more on Tunable Trulux controllers and receivers, see pages (60-61) for additional information

## Trulux Tunable CCT Accessories



**Power Feed Connector Kit**  
**TL-4PWR**



**TL-4SPL** Splice Connector  
**TL-4L** (L) Snap connector  
**TL-4T** (T) Snap connector  
**TL-4X** (X) Snap connector



**Linking Cables (IP54)**  
**TL-4JUMP-5** (6")  
**TL-4JUMP-1** (12")  
**TL-4JUMP-2** (24")