

PROJECT:	TYPE:
LOCATION:	CAT:



Dark Bronze



Nickel



White

### Description

Versatile and affordable LED retrofit downlight in 3 finishes with smooth insets for 3" recessed housings

### Features

- Metal core PCB with aluminum heat sink
- Stamped aluminum trims with durable baked enamel finish
- Frosted polycarbonate lens diffuses light
- Compatible with CLIQ3 square trims in 3 finishes and smooth inset
- Square click-on trims are injection molded heavy-duty plastic with polyurethane finish
- cETLus Listed for Type IC and wet locations

### Mounting

Retrofit: Steel torsion clips secure downlight into most standard 3" cans with GU10 sockets; Compatible with AL3-ICAT recessed housing (sold separately)

### Applications

General Lighting LED Retrofit

### Warranty

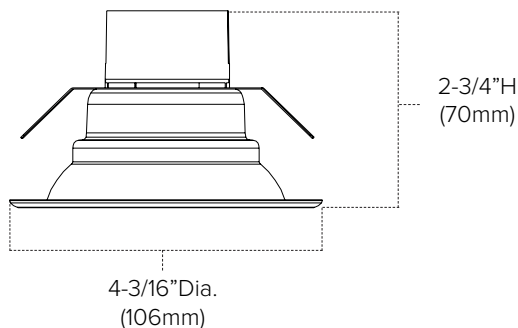
5 years

## Technical Information

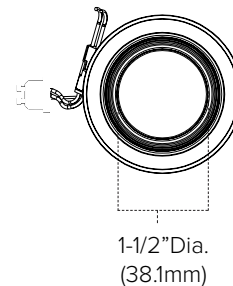


Voltage	120V AC, 60Hz		
CCT	3000K		
Series	E3-30		
Finish	DB	NK	WH
Lumens	495	560	828
Wattage	9W		
CRI	90+		
Inset	Smooth		
Beam Angle	90°		
Dimming	5-100% with most standard incandescent (TRIAC) and low-voltage electronic dimmers		
Rating	Energy Star; cETLus Listed; Type IC; Wet location		
Rated Life	35,000 Hours		

E56 Module Profile View

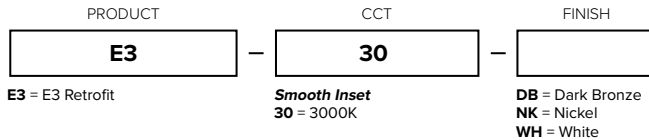


E56 Module Plan View



## Ordering Information

### 120V AC, 60Hz 3" Retrofit



### E3 Retrofit Downlights Include:

(1) 3" Retrofit downlight with GU10 socket connection and steel torsion mounting brackets to fit most standard 3" housings

Example Part # **E3-30-DB**





## Compatible Dimmers

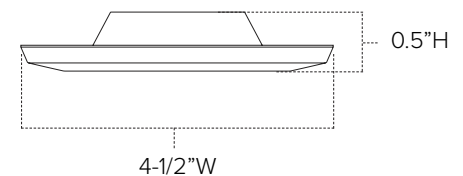
Brand	Model #	Type	Dimming Range	Notes
Lutron® Diva	DVCL-153PH	Universal (CFL/LED/Incandescent)	5-100%	
Lutron® Skylark	S-600PH	Incandescent	5-100%	
Leviton® Sureslide	6613	Incandescent	5-100%	

Minimum loads may apply. Dimmer performance may vary in field application due to unknown external factors. Dimmers not included on the chart above are not necessarily incompatible; they have yet to be fully evaluated. Please reference dimmer manufacturer's instructions for more detailed information regarding performance and compatibility.

## Accessories

Image	Part Number	Description
	Q3-DB	Square CLIQ Trim for E3; Smooth inset; Dark Bronze finish
	Q3-NK	Square CLIQ Trim for E3; Smooth inset; Nickel finish
	Q3-WH	Square CLIQ Trim for E3; Smooth inset; White finish
	AL3-ICAT	3" Airtight Type IC rated recessed housing; 120V AC, 60Hz; 35W Max (non-LED); cETLus Listed; New construction only

Q3 Cliq Trim Profile View



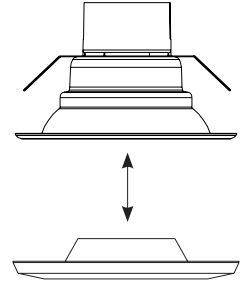
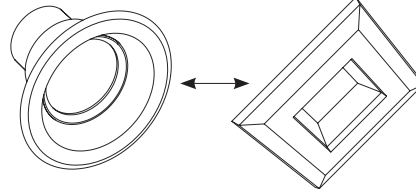
CLIQ Trims are only compatible with EPIQ series downlights.

## Additional Information

### Minimum Height Requirements

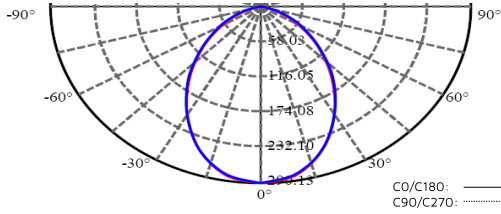
Minimum Height Requirement	Location
3-1/2" (88.9mm)	Indoor/Outdoor Dry or damp location

Using CLIQ trims with EPIQ downlights

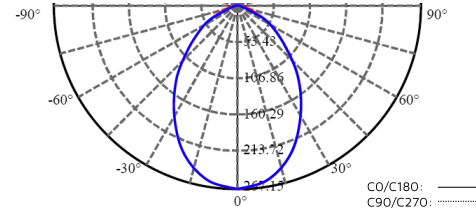


## Photometrics

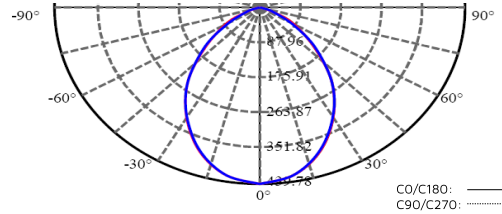
E3-30-NK



E3-30-DB



E3-30-WH



## NOTES

---



---



---



---



---