

PROJECT: TYPE:

LOCATION: CAT:



Dark Bronze



White

Description

Versatile and affordable LED retrofit downlight in 2 finishes with either smooth or baffle insets for 5" or 6" recessed housings

Features

- Metal core PCB with aluminum heat sink
- Stamped aluminum trims with durable baked enamel finish
- Frosted polycarbonate lens diffuses light
- Compatible with CLIQ56 square trims in 3 finishes and either smooth or baffle inset
- Square click-on trims are injection molded heavy-duty plastic with polyurethane finish
- cETLus Listed for Type IC and wet locations

Mounting

Retrofit: Adjustable torsion spring mounting brackets fit most 5" or 6" cans (requires 4-1/8" clearance) with E26 sockets; Torsion clips available for non-bullhorn 6" recessed housings (X6-TORCLIPS sold separately)

Applications

General Lighting LED Retrofit

Warranty

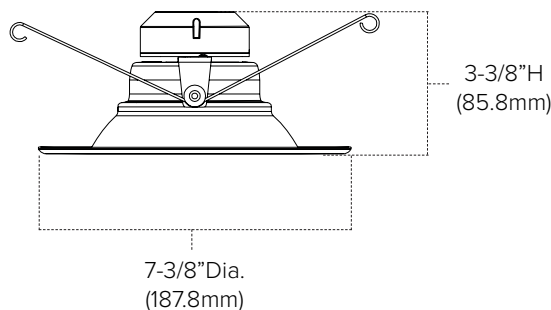
5 years

Technical Information

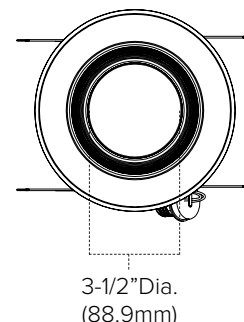


Voltage	120V AC, 60Hz		277V AC
CCT	3000K		
Series	E56-30	E56H-B30	E56H-30
Finish	WH	WH	WH
Lumens	1248	1613	1575
Wattage	13.5	18.2	
CRI	90+		
Inset	Smooth	Baffle	Smooth
Output	Standard	High	High
Beam Angle	84°		
Dimming	5-100% with most standard incandescent (TRIAC) and low-voltage electronic dimmers		N/A
Rating	Energy Star; cETLus Listed; Type IC; Wet location		
Rated Life	35,000 Hours		

E56 Module Profile View



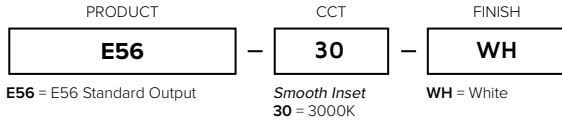
E56 Module Plan View





Ordering Information

120V AC, 60Hz 5”/6” Retrofit



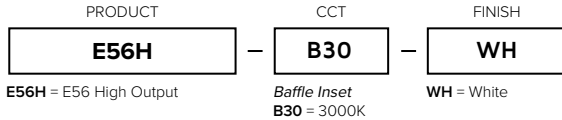
E56 Retrofit Downlights Include:

(1) 5/6” Retrofit downlight with standard E26 Edison socket connection and adjustable torsion spring mounting brackets to fit most standard 5” or 6” housings

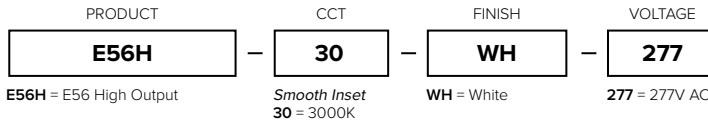
Example Part # **E56-30-WH**



120V AC, 60Hz High Output 5”/6” Retrofit



277V AC High Output 5”/6” Retrofit



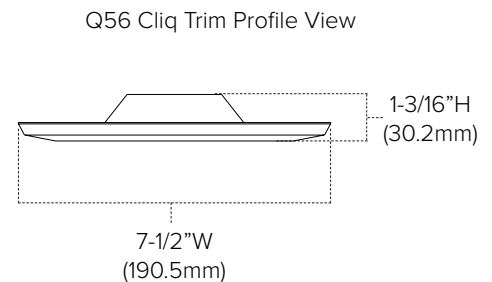
Compatible Dimmers (Excludes E56H-30-WH-277)

Brand	Model #	Type	Dimming Range	Notes
Lutron® Diva	DVCL-153PH	Universal (CFL/LED/Incandescent)	5-100%	
Lutron® Skylark	S-600PH	Incandescent	5-100%	
Leviton® Sureslide	6613	Incandescent	5-100%	

Minimum loads may apply. Dimmer performance may vary in field application due to unknown external factors. Dimmers not included on the chart above are not necessarily incompatible; they have yet to be fully evaluated. Please reference dimmer manufacturer's instructions for more detailed information regarding performance and compatibility.

Accessories

Image	Part Number	Description
	Q56-DB	Square CLIQ Trim for E56; Smooth inset; Dark Bronze finish
	Q56-NK	Square CLIQ Trim for E56; Smooth inset; Nickel finish
	Q56-WH	Square CLIQ Trim for E56; Smooth inset; White finish
	Q56-B-DB	Square CLIQ Trim for E56; Baffle inset; Dark Bronze finish
	Q56-B-NK	Square CLIQ Trim for E56; Baffle inset; Nickel finish
	Q56-B-WH	Square CLIQ Trim for E56; Baffle inset; White finish
	X6-TORCLIPS	Pair of torsion clips; Required when existing 6” housing does not have torsion spring receiving brackets aka “bullhorns”
	AL-GU24	GU24 conversion adaptor for Title 24 compliance (replaces E26 adaptor); Includes 8” lead wire
	E56-RING-WH E56-RING-DB	5-6” extender ring for Epiq56 downlights; White or Dark Bronze; 6.5” inner diameter with 8” outer diameter



CLIQ Trims are only compatible with EPIQ series downlights.

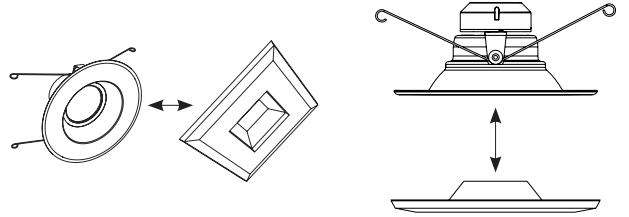


Additional Information

Minimum Height Requirements

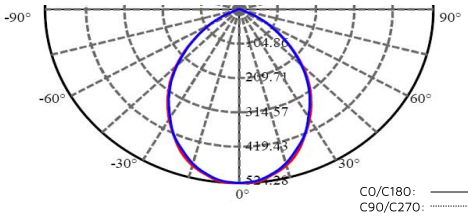
Minimum Height Requirement	Location
4-1/8" (104.8mm)	Indoor/Outdoor Dry, damp, or wet location

Using CLIQ trims with EPIQ downlights

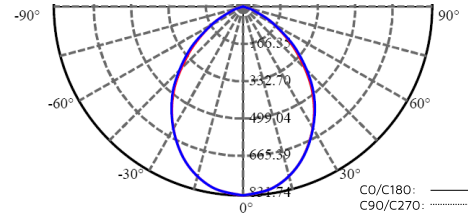


Photometrics

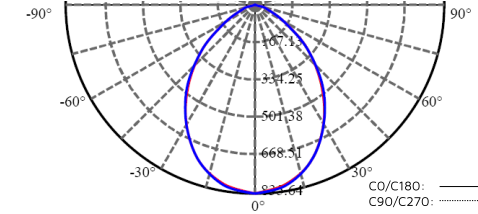
E56-30-DB



E56H-B30-WH



E56H-30-WH-277



NOTES
