


PROJECT:  TYPE:

LOCATION:  CAT:



Warm White   Bright White   Yellow   Blue   Green   Orange   Pink   Red

**Description**

Continuous line of light for indoor or outdoor use.

**Features**

- 24V or 120V options in 8 color choices
- Parallel wiring to each LED ensures that if one LED goes out, the rest of the cutting increment stays lit
- Flexible rubber housing with frosted or colored PVC lens is protected with UV inhibitor
- Various mounting, linking, and power accessories available (sold separately)

**Mounting**

Mounting clips or mounting track

**Applications**

Accent Lighting, Coves, Ledges, Shelves

**Warranty**

1 year Standard Linear

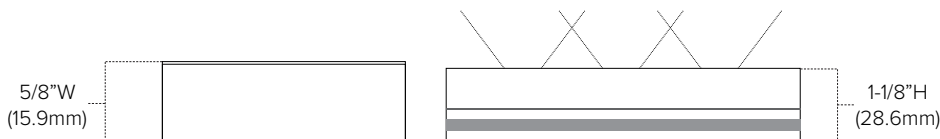
Technical Information



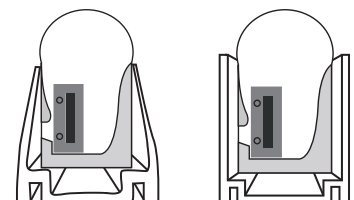
Polar 2 Neon Reels														
Voltage	120V AC, 60Hz									24V DC				
LED Color	Warm White	Bright White	Amber	Blue	Green	Orange	Pink	Red	Warm White	Bright White	Amber	Orange	Pink	
Jacket Color	Opaque White	Opaque White	Opaque Yellow	Opaque Blue	Opaque Green	Opaque Amber	Opaque White	Opaque Red	Opaque White	Opaque White	Opaque Yellow	Opaque Amber	Opaque White	
Length	150 feet									150 feet				
Wattage	2.4W/ft									2.8W/ft				
CCT/nm	2700K	5000K	590nm	469nm	520nm	606nm	610nm	619nm	2700K	5000K	590nm	606nm	610nm	
Lumens	63Lm/ft	63Lm/ft	21Lm/ft	5Lm/ft	25Lm/ft	12Lm/ft	17Lm/ft	5Lm/ft	90Lm/ft	90Lm/ft	34Lm/ft	15Lm/ft	27Lm/ft	
CRI	79+ CRI	78+ CRI	N/A	N/A	N/A	N/A	N/A	N/A	79+ CRI	78+ CRI	N/A	N/A	N/A	
Cuttability	18"									12"				
Max Run	150 feet									65 feet				
Dimming	10-100% with most incandescent, low-voltage magnetic, and low-voltage electronic dimmers*													
Operating Temp	-30°C (-22°F) to 45°C (113°F)**													
Storage Temp	-10°C (14°F) to 30°C (86°F)**													
LED Type	3528 SMD LEDs (spaced every 1/3")													
Rating	cETLus Listed <sup>†</sup> ; Indoor/Outdoor; IP65									cETLus Listed <sup>†</sup> ; Indoor/Outdoor; IP65				
Rated Life	30,000 Hours													

\*Minimum loads may apply. Per the NEC, switched wall outlets cannot be used with wall dimmers.  
 \*\*Do not install in inclement weather or extreme temperature conditions (i.e. -25°C (-13°F) and below)  
 † cETLus Listing for 120V is void if product is cut; cETLus Listing for 24V is valid for lengths cut to 65ft or less

Product Dimensions

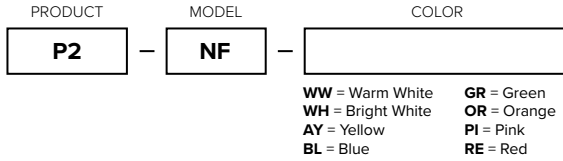


Cut-view when used with P2-NF-TRACK-3 or P2-NF-CHAN-3 (sold separately)

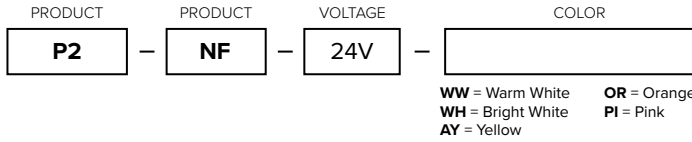


## Ordering Information

### 120V Reels



### 24V Reels



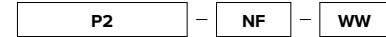
### 120V Polar 2 Neon Reels Include:

- (1) 150ft reel of Polar 2 Neon
- (1) Factory-molded 5ft power cord
- (4) P2-NF-CONKIT-8A
- End cap on dead end



### 24V Polar 2 Neon Reels Include:

- (1) 150ft reel of Polar 2 Neon
- (1) Factory-molded 5ft power cord
- (4) P2-NF-CONKIT-NP
- End cap on dead end

Example Part # **P2-NF-WW**









## Power Accessories

Image	Part Number	Description
	P2-NF-CONKIT-8A	120V power connection kit includes: (1) 120V AC 5ft power cord with 8A inverter, (1) power pin, (1) end cap, and (2) 4" sections of shrink tube (120V Polar 2 Neon Reels only)
	P2-NF-CONKIT-NP	24V power connection kit includes: (1) 5ft power cord without plug or inverter, (1) power pin, (1) end cap, and (2) 4" sections of shrink tube (24V Polar 2 Neon Reels only; requires 24V driver)

## Recommended Power Supplies (24V Reels only)

Part Number	Description	Application	Primary / Secondary	Total Wattage	Listing	Dimensions
LED-DR30-24	Constant voltage hardwire driver	Dry location	100-240V AC / 24V DC	30W	cURus	6-1/2"x1-3/4"x1-3/16"
LED-DR60-24	Constant voltage hardwire driver	Dry/Damp location	100-240V AC / 24V DC	60W	cURus	7-13/16"x1-3/4"x1-5/8"
LED-DR100-24	Constant voltage hardwire driver	Dry/Wet location	100-240V AC / 24V DC	100W	cURus	7-5/8"x2-1/8"x1-1/2"
LED-DR150-24	Constant voltage hardwire driver	Dry/Wet location	100-240V AC / 24V DC	150W	cURus	9"x2-5/8"x1-1/2"
ELV-30-24	Constant voltage hardwire driver	Dry location	100-130V AC / 24V DC	30W	cETLus	7-1/16"x2-3/8"x1-3/8"
ELV-45-24	Constant voltage hardwire driver	Dry location	100-130V AC / 24V DC	45W	cETLus	7-1/16"x2-3/8"x1-3/8"
ELV-60J-24	Constant voltage hardwire driver	Wet location	100-130V AC / 24V DC	60W	cETLus	13-3/4"x3-1/16"x2-5/16"
ELV-80J-24	Constant voltage hardwire driver	Wet location	100-130V AC / 24V DC	80W	cETLus	13-3/4"x3-1/16"x2-5/16"

## Additional Accessories\*

Image	Part Number	Description
	P2-NF-SPLS	Splice Kit includes (1) connection sleeve assembly, (2) power pins, and (2) 3" sections of shrink tube (Bag of 10)
	P2-NF-INVS	Invisible Splice Kit include (1) splice pin and (1) 3" section of shrink tube (Bag of 10)
	P2-NF-JUMP5	6" jumper/linking cable for Polar 2 Neon Reels includes (2) pin connectors and (2) 4" sections of shrink tube
	P2-NF-JUMP3	3ft jumper/linking cable for Polar 2 Neon Reels includes (2) pin connectors and (2) 4" sections of shrink tube
	P2-NF-JUMP10	10ft jumper/linking cable for Polar 2 Neon Reels includes (2) pin connectors and (2) 4" sections of shrink tube
	P2-NF-JUMP20	20ft jumper/linking cable for Polar 2 Neon Reels includes (2) pin connectors and (2) 4" sections of shrink tube
	P2-NF-TRACK-3	3ft plastic mounting track (23/32"W x 13/32"H)
	P2-NF-CHAN-3	3ft aluminum mounting track (23/32"W x 25/32"H)
	P2-NF-ENDS	Clear plastic end caps for Polar 2 Neon (Bag of 10)
	P2-NF-CLIPS	2" Aluminum mounting clips with mounting screws for Polar 2 Neon (bag of 10)

\*24V Polar 2 Neon can also be controlled via American Lighting Trulux controllers (sold separately).