

PROJECT: TYPE:

LOCATION: CAT:



Description

Class 2 constant voltage + constant current driver in 24V DC output

Features

- 12V or 24V DC constant voltage hardwire driver; 100W capacity
- Non-dimmable on primary side; Utilize secondary side for Trulux™ controls or PWM dimming
- Universal AC input / Full Range
- Protections: Over Current / Short Circuit / Over Voltage / Over Temperature
- Built-in active PFC function
- Fully encapsulated with IP67 level
- Class 2 power supply
- Class II power supply, no FG
- Input via 10" 18AWG SJTW conductors
- Output via 18AWG SVT conductors

Mounting

Set upon flat surface or house in an enclosure

Applications

Suitable for LED lighting

Warranty

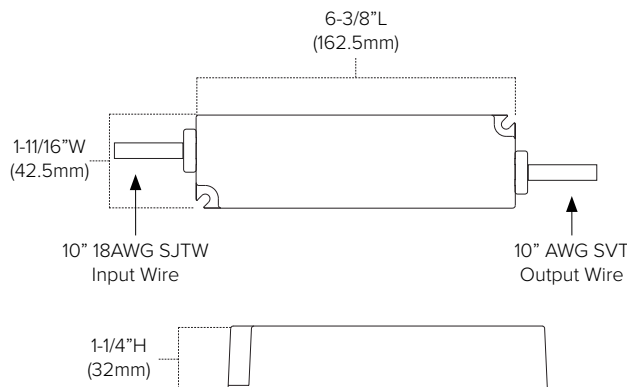
2 years



Technical Information

Model	LED-DR60-24-277
Output DC Voltage	24V DC
Rated Current	2.5A
Maximum Load	60W (non-dimming); 57W (dimming*)
Minimum Load	12W (non-dimming); 1W (dimming*)
Input Voltage Range	120-277V AC (0.8A)
Frequency Range	50/60Hz
Power Factor	PF>0.97/115V AC, PF>0.95/230V AC at full load
Dimming	Non-dimmable on primary side; Utilize secondary side for Trulux controls or PWM dimming*
Efficiency	89%
Over Current Protect	Constant Current limiting, recovers automatically after fault condition is removed
Short Circuit Protect	Hiccup mode, recovers automatically after fault condition is removed
Over Voltage Protect	Shut down o/p voltage, re-power on to recover
Over Temp Protect	Shut down o/p voltage, re-power on to recover
Operating Temp	-40°F to 176°F (-40°C to 80°C)
Operating Humidity	20 ~ 95% RH non-condensing
Rating	Class 2; cURus for dry and damp locations; RoHS Compliant

Dimensions



*Utilize Trulux controller + receiver combo on secondary side (sold separately); PWM dimming will consume ±3W internally

Ordering Information

LED-DR60-24-277 Driver

TYPE: **LED** — MODEL: **DR60** — OUTPUT: **24** — VOLTAGE: **277**

24 = 24V DC

LED-DR60-24-277 includes:


(1) 24V DC Constant Voltage Power Supply

Example Part # LED-DR60-24-277

LED — **DR60** — **24** — **277**



Accessories

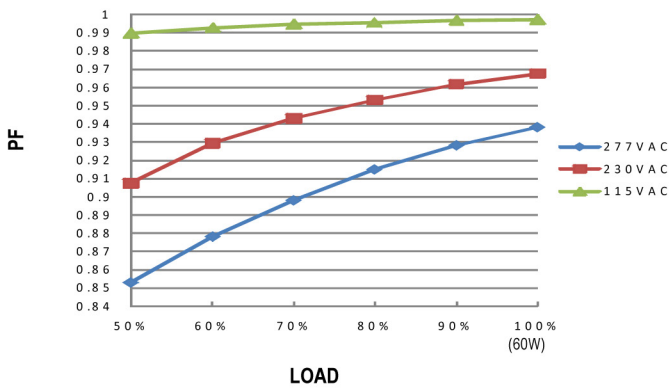
Image	Part Number	Description
	ENCL-11	Galvanized steel wiring enclosure; 11-1/2"L x 1-7/8"W x 1-3/4"H

Additional Information

POWER FACTOR (PF) CHARACTERISTIC

※ Tcase at 70℃

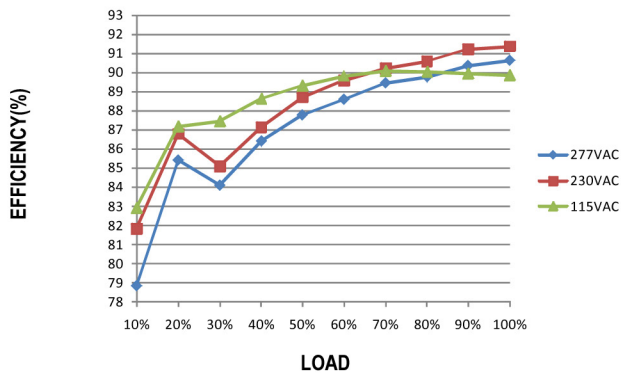
Constant Current Mode



EFFICIENCY vs LOAD

LPF-60 series possess superior working efficiency that up to 90% can be reached in field applications.

※ 48V Model, Tcase at 70℃



NOTES
