


PROJECT: TYPE:

LOCATION: CAT:



Description

"Long-run" tape light provides max runs up to 65.6ft.

Features

- Unjacketed (IP54) rating
- 65.6 foot max run
- Cuttable every 1.97"
- Linking accessories, controllers, receivers, power supplies, and extrusions are available for Trulux tape light (sold separately)

Mounting

Surface mount via attached 3M adhesive tape, mounting clips, or aluminum extrusions (sold separately)

Applications

Task or accent lighting, edge lighting, cabinetry, shelving, coves, staircases, toe kicks, railings, display cases

Technical Information



IP54 UNJACKETED



DIMMABLE



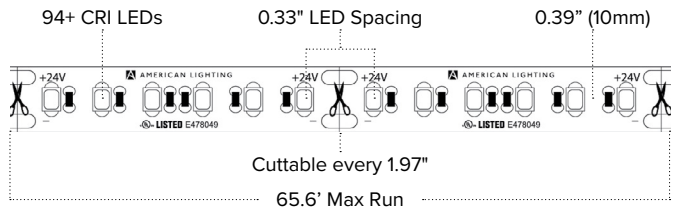
Linkable



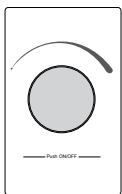
cULus LISTED

IP Rating	IP54		
Voltage	24V DC		
CCT	2700K	3000K	4000K
CRI	90+		
Wattage	1.46W/ft		
Lumens	118Lm/ft	120Lm/ft	121Lm/ft
Max Run	65.6 feet (20m)		
Cutting	every 1.97"		
Dimming	Trulux controllers or most low-voltage electronic dimmers / ELV Drivers		
LED	LEDs spaced every 0.33" (8.33mm)		
Operating Temp	-25°C (-13°F) to 40°C (104°F)		
Rating	cULus Listed, dry location		
Rated Life	50,000 Hours		

Dimensions: IP54 Unjacketed HTMR



Trulux Controller Set-up




Push Dial Controller
(Single zone)

+



LED-DR 24V Driver
(30W, 60W, 100W, 150W)

+

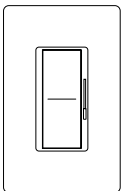


Trulux RF Receiver
(Required per zone)

+

Trulux Tape Light

Primary Side Dimming Set-up



Standard Dimmer

+







ELV 24V Driver
(30W, 45W, 60W, 80W)

+



Trulux Tape Light

Trulux Single Color Control Options

Image	Part Number	Description
Trulux Controllers		
	SRF-BATT	Trulux Single Color Radio Frequency Control; Push Dial Wall Mount; Single zone; Battery operated (CR2032 included); Requires the use of a Trulux Radio Frequency receiver
	SRF-4Z-3P	Trulux Single Color Radio Frequency Control; Touch Slider Wall Mount; 1-4 zones; 12V/24V DC input; Requires the use of a Trulux Radio Frequency receiver
	Trulux App	Trulux Mobile Application; Mobile Phone or Tablet ready, interactive dial controls; Available on Google Play or the App Store; Requires the TruHub (RF-WiFi-8) router and receivers (REC-5A-4Z) for 2-8 zones or the RF + WiFi receiver (REC-5A-4Z-WiFi) for single zone applications
Trulux Receivers		
	REC-5A-4Z	Trulux Radio Frequency Receiver; Sync multiple receivers to a single control; 4 x (60-180W) 5A per channel; 12V/24V DC input; For use with Trulux Radio Frequency control or Trulux TruHub plus Trulux App
	REC-5A-4Z-WIFI	Trulux Radio Frequency + WiFi Receiver; Sync multiple receivers to a single control; 4 x (60-180W) 5A per channel; 12V/24V DC input; For use with Trulux Radio Frequency Control or Trulux App
	WIFI-RF-8	TruHub WiFi Hub Control; converts WiFi to RF for 2-8 zones; For use with REC-5A-4Z and Trulux App

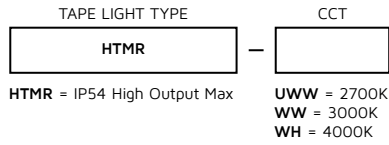
Recommended Power Supplies

Part Number	Description	Application	Primary / Secondary	Total Wattage	Listing	Dimensions
For Trulux Controlled Systems						
LED-DR30-24	Constant voltage hardwire driver	Dry location	100-240 AC / 24V DC	30W	cURus	6-1/2"x1-3/4"x1-3/16"
LED-DR60-24	Constant voltage hardwire driver	Dry/Damp location	100-240 AC / 24V DC	60W	cURus	7-13/16"x1-3/4"x1-5/8"
LED-DR100-24	Constant voltage hardwire driver	Dry/Wet location	100-240 AC / 24V DC	100W	cURus	7-5/8"x2-1/8"x1-1/2"
LED-DR150-24	Constant voltage hardwire driver	Dry/Wet location	100-240 AC / 24V DC	150W	cURus	9"x2-5/8"x1-1/2"
For Non-Trulux Controlled Systems						
ELV-30-24	Constant voltage hardwire driver	Dry location	100-130V AC / 24V DC	30W	cETLus	7-1/16"x2-3/8"x1-3/8"
ELV-45-24	Constant voltage hardwire driver	Dry location	100-130V AC / 24V DC	45W	cETLus	7-1/16"x2-3/8"x1-3/8"
ELV-60J-24	Constant voltage hardwire driver	Wet location	100-130V AC / 24V DC	60W	cETLus	13-3/4"x3-1/16"x2-5/16"
ELV-80J-24	Constant voltage hardwire driver	Wet location	100-130V AC / 24V DC	80W	cETLus	13-3/4"x3-1/16"x2-5/16"

IMPORTANT: HTMR Series Tape Light is not compatible with LP-DR series drivers. Recommended use is with LED-DR series or ELV series drivers only. ELV Drivers require 60% minimum load in dimming applications.

Ordering Information

24V 65.6ft Reels HTL Series









HTMR (IP54) 65.6ft Reels include:

- Attached 3ft lead wire
- (3) TL-CONKIT power connectors
- (3) TruLink connector blocks

Example Part # HTMR-UWW



Connection Accessories

Image	Part Number	Description
	TL-CONKIT	TruLink 4-in-1 block connector with 36" lead wire; For dry, indoor location use only
	TL-BLKS	TruLink 4-in-1 block connector (Bag of 10); For dry, indoor location use only
	TL-2PWR	IP54 Power feed snap connector to bare wires (2-wire)
	TL-2DC	IP54 Power feed snap connector to DC jack (2-wire)
	TL-2JUMP-5	6" IP54 Tape-to-tape snap jumper (2-wire)
	TL-2JUMP-1	12" IP54 Tape-to-tape snap jumper (2-wire)
	TL-2JUMP-2	24" IP54 Tape-to-tape snap jumper (2-wire)
	TL-2SPL	IP54 In-line splice snap connector (2-wire)
	TL-2L	IP54 "L" snap connector (2-wire)
	TL-2T	IP54 "T" snap connector (2-wire)
	TL-2X	IP54 "X" snap connector (2-wire)